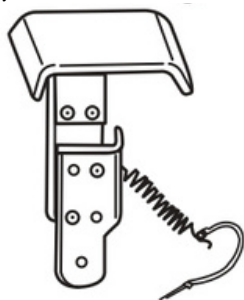


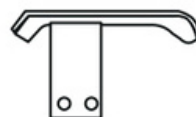
# Adjustment of the Pedal Lift

The name of each part of the High Tool

Body of the Pedal Lift



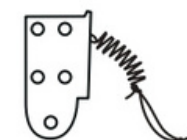
Pedal



Bracket ①



Bracket ②



It can be separated into 3 parts.



Adjust the height by combining the parts of the Pedal Lift Extension as described below.

※The top surface of the piano pedal (and the Assist Pedal) is at level 0.

